

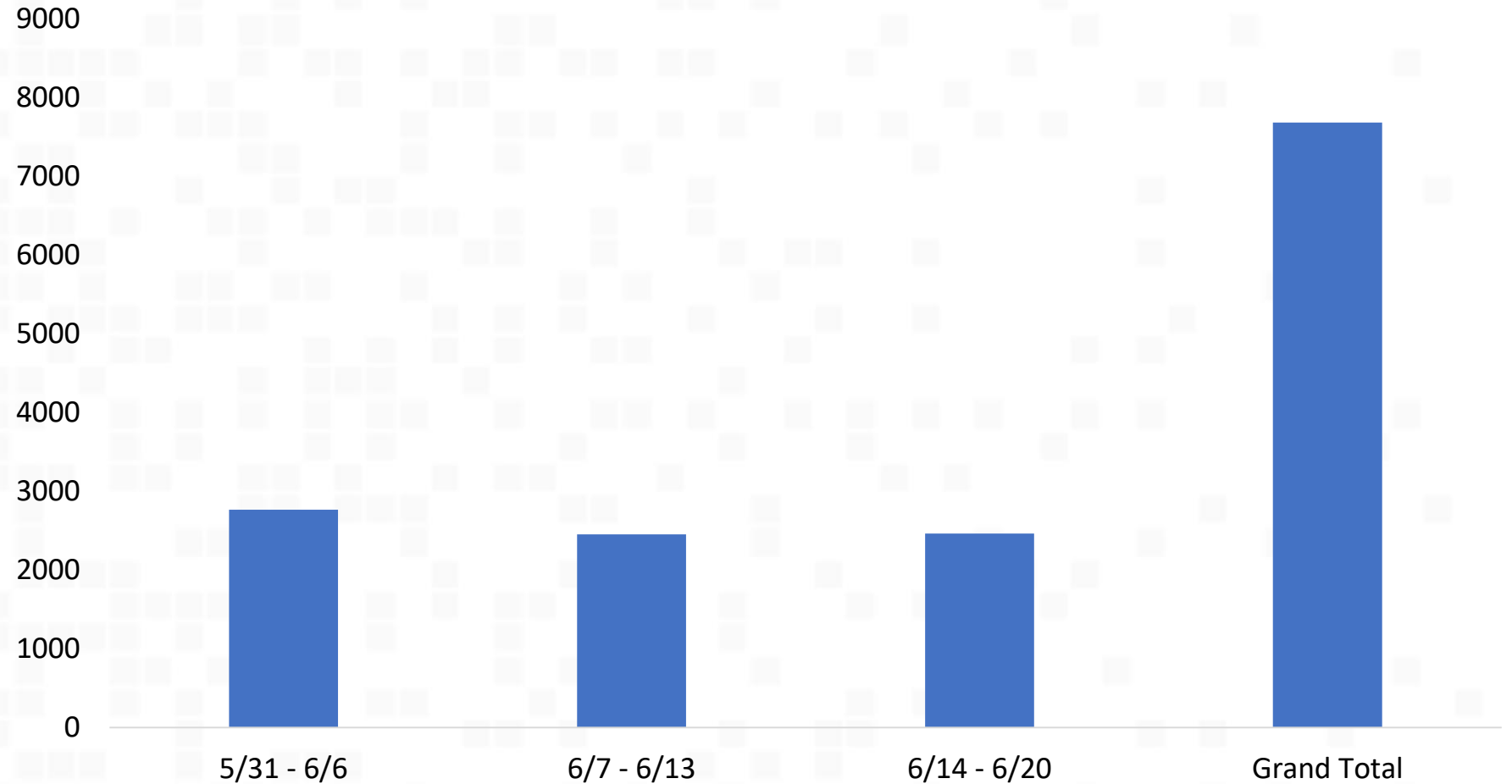
Unemployment Insurance Claimant Data

Published June 30, 2020

This weekly report reflects the Borderplex region, including the following 6 counties: Brewster, Culberson, El Paso, Hudspeth, Jeff Davis, and Presidio

File Claim Week Of	UI Claimants
5/31 - 6/6	2,754
6/7 - 6/13	2,431
6/14 - 6/20	2,448
6/21 - 6/27	2,326
6/28 - 6/28	167
Grand Total	10,126

UI Claimants by Week - Borderplex Region 5/31 - 6/28



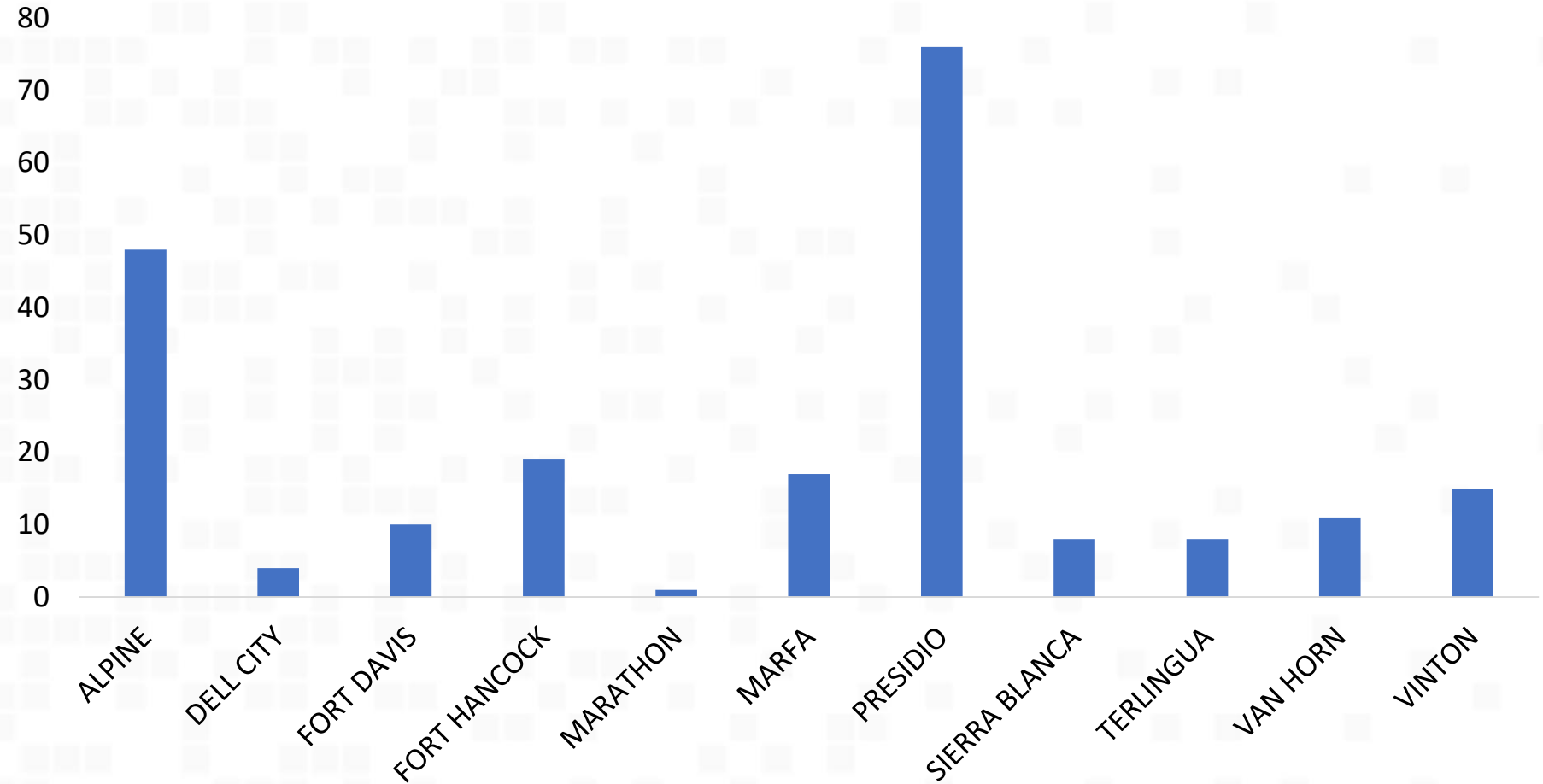
Unemployment Insurance Claimant Data

Published June 30, 2020

Of the 10,126 total Borderplex claimants, 217 are from the rural areas reflected on data provided.

Rural Area	UI Claimants
ALPINE	48
DELL CITY	4
FORT DAVIS	10
FORT HANCOCK	19
MARATHON	1
MARFA	17
PRESIDIO	76
SIERRA BLANCA	8
TERLINGUA	8
VAN HORN	11
VINTON	15
Grand Total	217

UI Claimants in Rural Areas 5/31 - 6/28



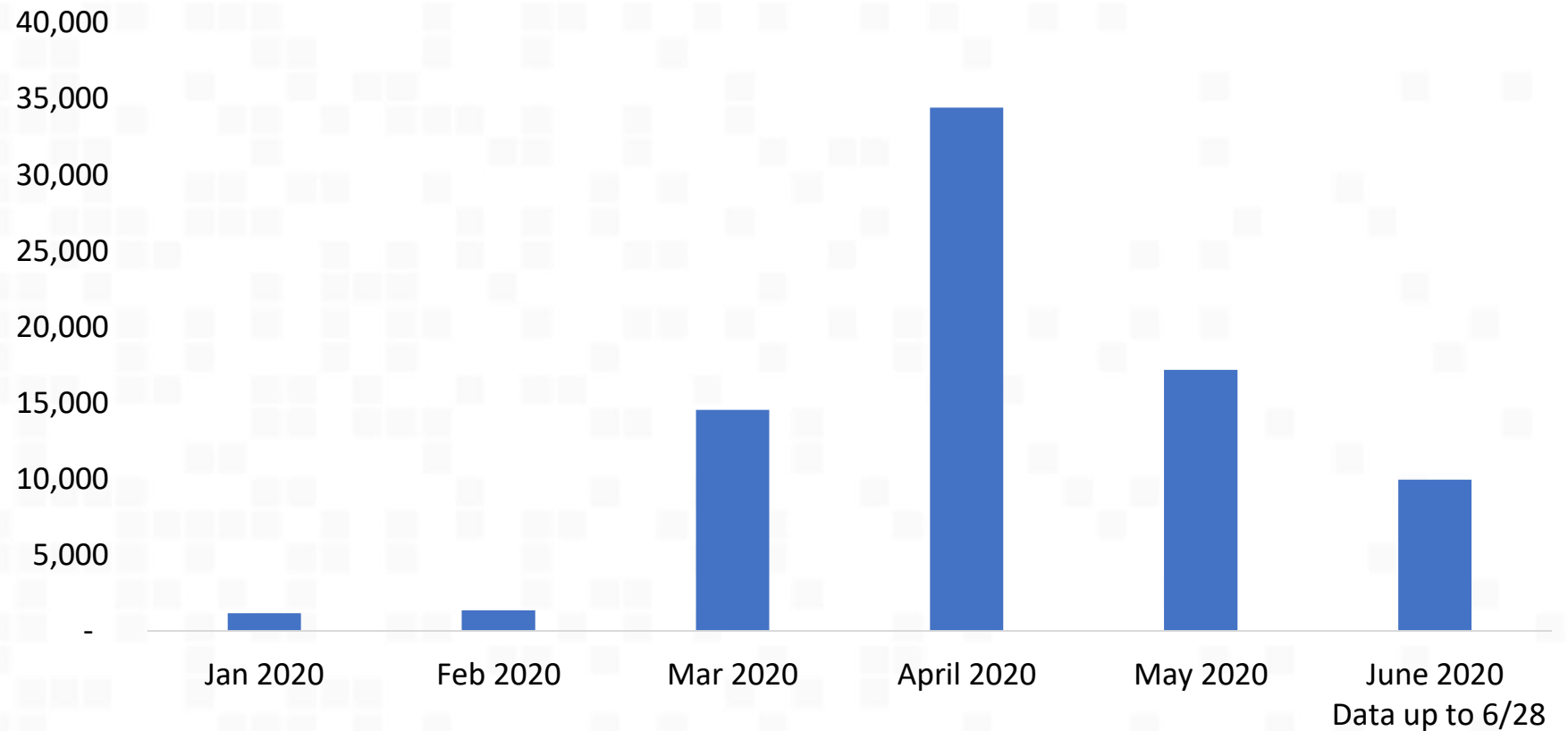
Unemployment Insurance Claimant Data

Published June 30, 2020

This comparison report reflects the entire Borderplex region, including the following 6 counties: Brewster, Culberson, El Paso, Hudspeth, Jeff Davis, and Presidio

File Claim Month	Total Claimants
Jan 2020	1,175
Feb 2020	1,362
Mar 2020	14,550
April 2020	34,423
May 2020	17,180
June 2020 Data up to 6/28	9,951

UI Claimants by Month



Unemployment Insurance Claimant Data

Published June 30, 2020

Top 10 UI Claimants Zip Codes 5/31 - 6/28

