

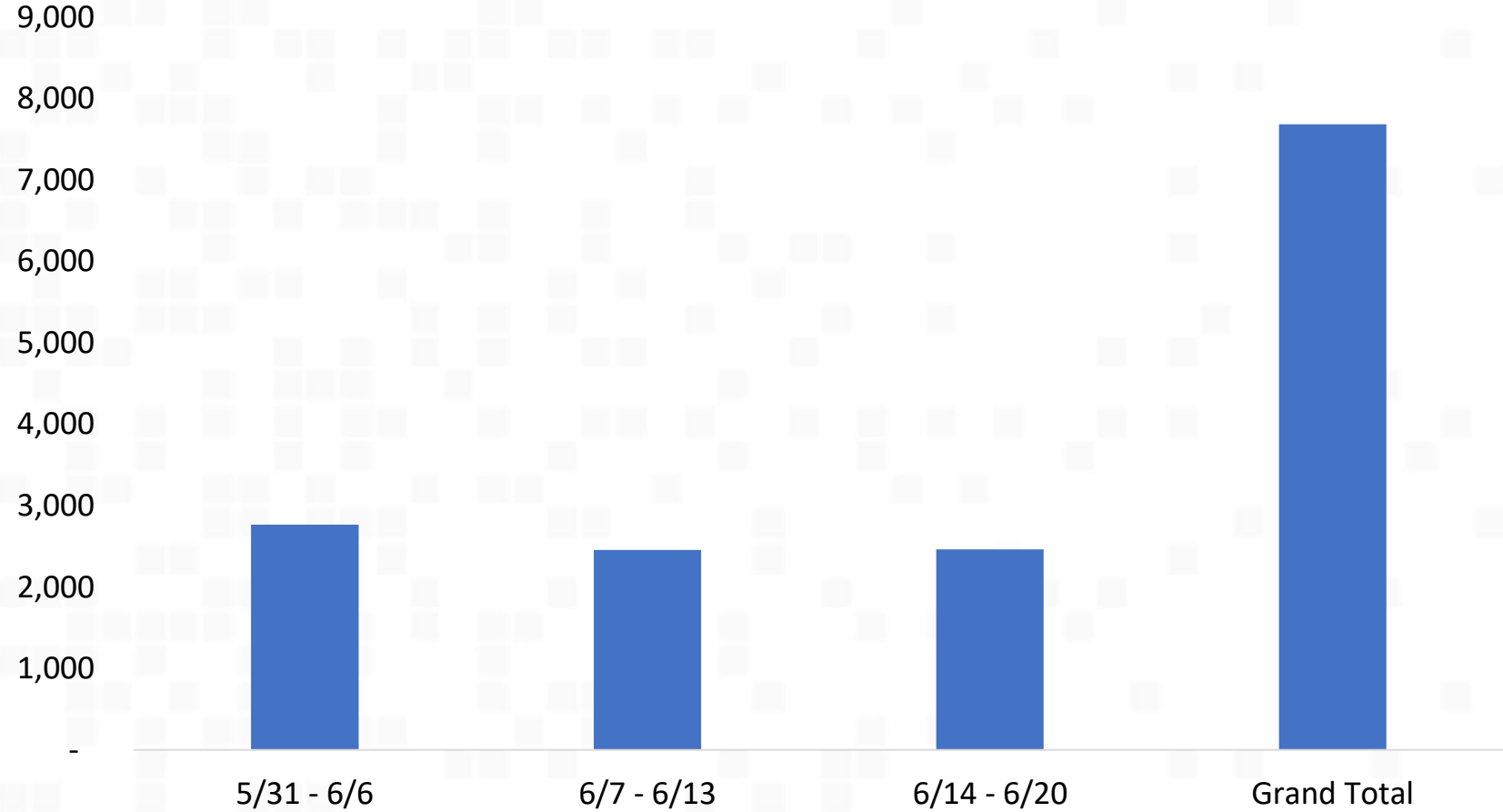
Unemployment Insurance Claimant Data

Published June 23, 2020

This weekly report reflects the Borderplex region, including the following 6 counties: Brewster, Culberson, El Paso, Hudspeth, Jeff Davis, and Presidio

File Claim Week Of	UI Claimants
5/31 - 6/6	2,768
6/7 - 6/13	2,455
6/14 - 6/20	2,463
Grand Total	7,686

UI Claimants by Week - Borderplex Region 5/31 - 6/20



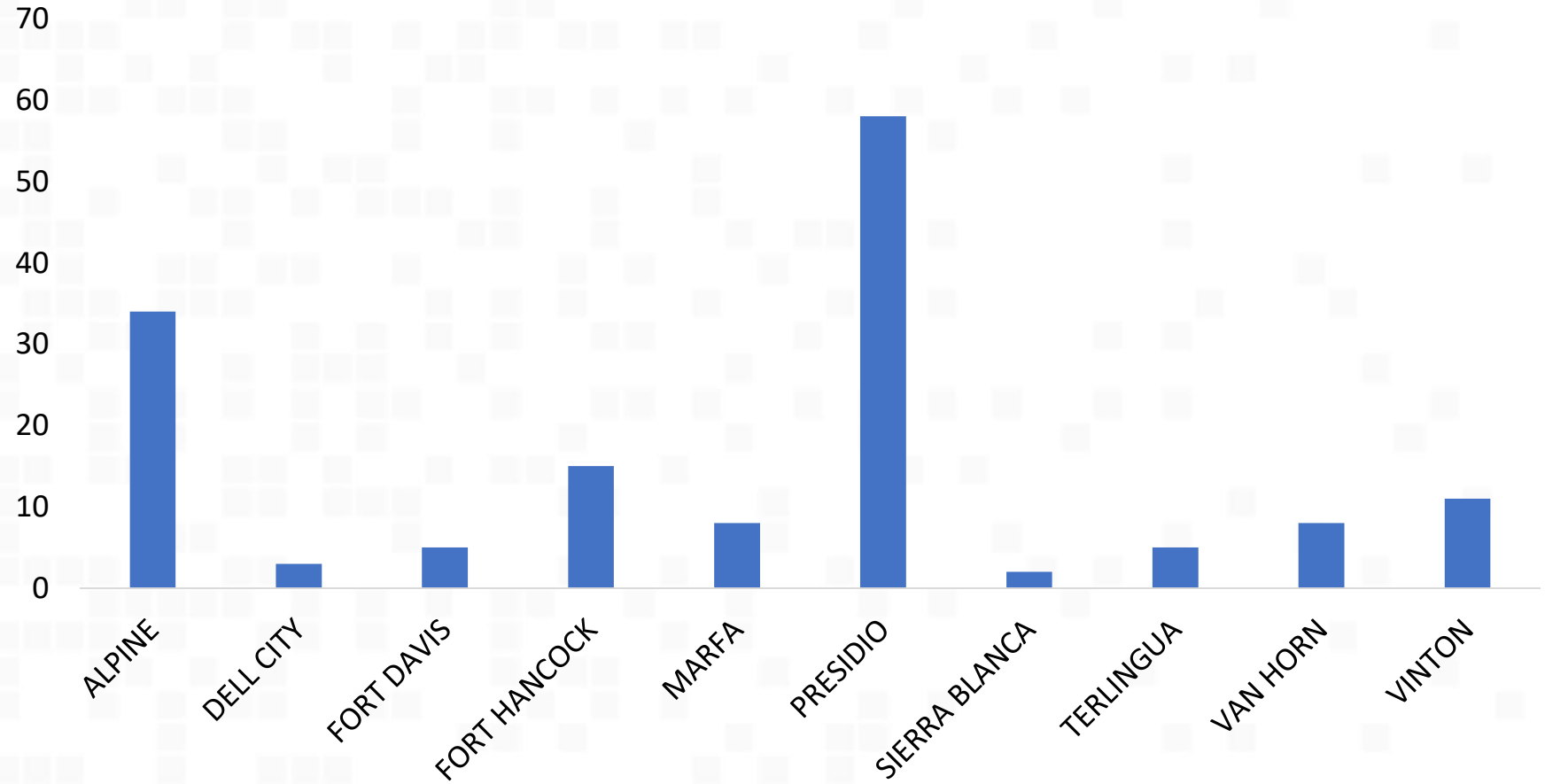
Unemployment Insurance Claimant Data

Published June 23, 2020

Of the 7,686 total Borderplex claimants, 149 are from the rural areas reflected on data provided.

Rural Area	UI Claimants
ALPINE	34
DELL CITY	3
FORT DAVIS	5
FORT HANCOCK	15
MARFA	8
PRESIDIO	58
SIERRA BLANCA	2
TERLINGUA	5
VAN HORN	8
VINTON	11
Grand Total	149

UI Claimants in Rural Areas 5/31 - 6/20



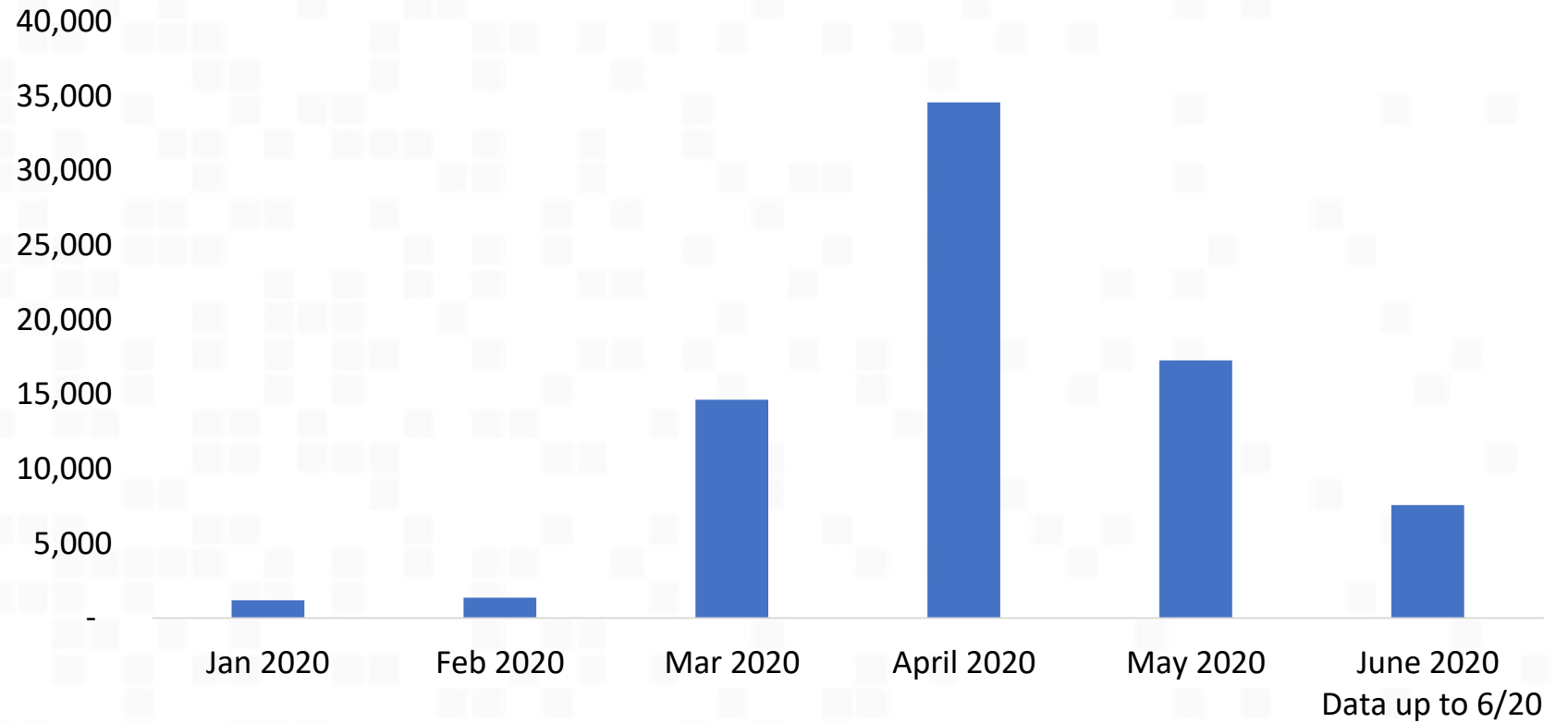
Unemployment Insurance Claimant Data

Published June 23, 2020

This comparison report reflects the entire Borderplex region, including the following 6 counties: Brewster, Culberson, El Paso, Hudspeth, Jeff Davis, and Presidio

File Claim Month	Total Claimants
Jan 2020	1,175
Feb 2020	1,362
Mar 2020	14,637
April 2020	34,577
May 2020	17,269
June 2020 Data up to 6/20	7,582

UI Claimants by Month



Data up to 6/20

Unemployment Insurance Claimant Data

Published June 23, 2020

Top 10 UI Claimants Zip Codes 5/31 - 6/20

