



# 2023 HOT JOBS

**BORDERPLEX**



## THIS IS WHY THEY'RE HOT:


- 10% or more growth over 10 years
- 20 or more annual job openings
- \$15.91 or more per hour entry wage



# WSB 2023 TARGET OCCUPATIONS LIST






## CONSTRUCTION

Occupational Title	Projected Employment Percent Change within 10 years	Total Annual Openings	Entry Wages 2021	Experienced Hourly Wage
 Civil Engineers	14%	45	\$23.28	\$41.94
Security and Fire Alarm Systems Installers	14%	33	\$15.71	\$31.59
Electricians	21%	232	\$14.87	\$24.69
Heating, Air Conditioning, and Refrigeration Mechanics and Installers	12%	132	\$14.47	\$23.81
Plumbers, Pipefitters, and Steamfitters	21%	115	\$13.42	\$24.01






## DEFENSE

Occupational Title	Projected Employment Percent Change within 10 years	Total Annual Openings	Entry Wages 2021	Experienced Hourly Wage
 Detectives and Criminal Investigators	14%	216	\$29.90	\$48.44
 Police and Sheriff's Patrol Officers	12%	171	\$21.73	\$34.64
 Probation Officers and Correctional Treatment Specialists	13%	21	\$16.36	\$23.36
Public Safety Telecommunicators	12%	27	\$14.74	\$18.90



## EDUCATION

Occupational Title	Projected Employment Percent Change within 10 years	Total Annual Openings	Entry Wages 2021	Experienced Hourly Wage
 Preschool/Kindergarten Teachers, Except Special Education	10%	59	\$23.87	\$29.74
 Special Education Teachers, Secondary School	10%	28	\$23.72	\$29.01
 Special Education Teachers, Kindergarten and Elementary School	10%	30	\$23.65	\$28.96



@workforcesolutionsborderplex







@borderplexjobs

# WSB 2023 TARGET OCCUPATIONS LIST






## EDUCATION

Occupational Title	Projected Employment Percent Change within 10 years	Total Annual Openings	Entry Wages 2021	Experienced Hourly Wage
 Middle School Teachers, Except Special and Career/Technical Education	10%	178	\$23.43	\$28.61
 Secondary School Teachers, Except Special and Career/Technical Education	11%	272	\$23.23	\$29.59
 Elementary School Teachers, Except Special Education	10%	314	\$23.07	\$28.83
 Librarians and Media Collections Specialists	11%	37	\$21.05	\$32.14
Career/Technical Education Teachers, Postsecondary	8%	30	\$12.95	\$24.88




## FINANCE

Occupational Title	Projected Employment Percent Change within 10 years	Total Annual Openings	Entry Wages 2021	Experienced Hourly Wage
 Budget Analysts/Financial Analyst	18%	53	\$22.23	\$36.85
 Accountants and Auditors	17%	193	\$21.52	\$40.53
 Compliance Officers	16%	209	\$21.29	\$43.41
Loan Officers	27%	51	\$12.09	\$32.72



## HUMAN RESOURCES

Occupational Title	Projected Employment Percent Change within 10 years	Total Annual Openings	Entry Wages 2021	Experienced Hourly Wage
 Human Resources Specialists	17%	113	\$16.07	\$31.87



@workforcesolutionsborderplex






@borderplexjobs

# WSB 2023 TARGET OCCUPATIONS LIST





## INFORMATION TECHNOLOGY

Occupational Title	Projected Employment Percent Change within 10 years	Total Annual Openings	Entry Wages 2021	Experienced Hourly Wage
 Computer Systems Analysts/Information Security Analyst	14%	42	\$25.37	\$42.60
 Software Developers and Software Quality Assurance Analysts and Testers	29%	88	\$25.19	\$50.77
 Network and Computer Systems Administrators	15%	45	\$24.02	\$40.41



## MANUFACTURING

Occupational Title	Projected Employment Percent Change within 10 years	Total Annual Openings	Entry Wages 2021	Experienced Hourly Wage
 Electrical Engineers	11%	12	\$27.87	\$45.93
 Industrial Engineers	21%	26	\$26.72	\$43.88
Mobile Heavy Equipment Mechanics, Except Engines	14%	60	\$17.30	\$26.39
Electrical and Electronics Repairers, Commercial and Industrial Equipment	17%	21	\$15.78	\$29.36
Industrial Machinery Mechanics and Technicians	22%	54	\$15.16	\$25.42



## MARKETING

Occupational Title	Projected Employment Percent Change within 10 years	Total Annual Openings	Entry Wages 2021	Experienced Hourly Wage
Public Relations Specialists	25%	65	\$14.89	\$29.17



@workforcesolutionsborderplex



@borderplexjobs

# WSB 2023 TARGET OCCUPATIONS LIST



## MEDICAL AND HEALTH

Occupational Title	Projected Employment Percent Change within 10 years	Total Annual Openings	Entry Wages 2021	Experienced Hourly Wage
Medical Dosimetrists, Medical Records Specialists, and Health Technologists and Technicians, All Other	18%	398	\$27.77	\$38.77
Dental Hygienists	27%	24	\$26.73	\$33.60
Registered Nurses	16%	33	\$23.53	\$42.27
Diagnostic Medical Sonographers	33%	23	\$22.47	\$30.33
Respiratory Therapists	32%	25	\$20.50	\$31.34
Radiologic Technologists and Technicians	17%	209	\$19.67	\$25.57
Occupational Health and Safety Specialists	15%	52	\$17.26	\$34.50
Licensed Practical and Licensed Vocational Nurses	20%	38	\$15.37	\$31.98
Healthcare Social Workers	17%	63	\$15.34	\$27.65
Physical Therapist Assistants	38%	23	\$15.19	\$28.60
Surgical Technologists	12%	84	\$14.54	\$26.99
Health Education Specialists	30%	239	\$13.16	\$19.04
Child, Family, and School Social Workers	13%	30	\$13.07	\$16.73
Substance Abuse, Behavioral Disorder, and Mental Health Counselors	28%	46	\$13.00	\$22.52
Clinical Laboratory Technologists and Technicians	19%	114	\$11.80	\$18.87



## TRANSPORTATION AND LOGISTICS

Occupational Title	Projected Employment Percent Change within 10 years	Total Annual Openings	Entry Wages 2021	Experienced Hourly Wage
Logisticians	45.58%	66	\$21.61	\$39.87



@workforcesolutionsborderplex






@borderplexjobs



# WSB 2023 TARGET OCCUPATIONS LIST

## OTHER

Occupational Title	Projected Employment Percent Change within 10 years	Total Annual Openings	Entry Wages 2021	Experienced Hourly Wage
 Management Analysts	29%	78	\$25.31	\$44.45
 Operations Research Analysts	43%	19	\$21.45	\$38.29
 General and Operations Managers	20%	513	\$16.37	\$52.20

 **Hottest Occupations are in top wage quartiles & entry wages are at or above the WSB living Wage (\$15.91)**

# WSB 2023 TARGET OCCUPATIONS LIST



## COOLING JOBS (Occupations that have a projection of diminishing growth over the next ten years)

Occupational Title	Growth (Forecast 10 yrs.)	Entry Wages Year 2021
Order Clerks	-30.4%	\$10.87
Advertising Sales Agents	-25.0%	\$11.90
Editors	-22.8%	\$15.02
News Analysts, Reporters, and Journalists	-20.9%	\$12.83
Cabinetmakers and Bench Carpenters	-19.3%	\$9.63
Switchboard Operators, Including Answering Service	-18.0%	\$9.32
Executive Secretaries and Executive Administrative Assistants, Legal Secretaries and Administrative Assistants	-15.3%	\$13.42
Data Entry Keyers	-12.8%	\$9.70
Printing Press Operators	-12.6%	\$10.91
Payroll and Timekeeping Clerks	-8.2%	\$12.77
Inspectors, Testers, Sorters, Samplers, and Weighers	-8.0%	\$9.67
Helpers--Production Workers	-7.2%	\$9.29
Brickmasons and Blockmasons	-6.8%	\$14.36
Packers and Packagers, Hand	-6.8%	\$7.98
Sewing Machine Operators	-6.8%	\$8.31
Tool and Die Makers	-5.6%	\$16.58
Medical Transcriptionists	-5.3%	\$8.77
Paper Goods Machine Setters, Operators, and Tenders, Extruding and Drawing Machine Setters, Operators, and Tenders, Metal and Plastic	-4.9%	\$11.62
Miscellaneous Assemblers and Fabricators	-3.2%	\$9.78
Plasterers and Stucco Masons	-1.7%	\$13.43
Shoe and Leather Workers and Repairers	-1.3%	\$9.65
Drywall and Ceiling Tile Installers	-1.3%	\$13.31
Library Technicians	-1.0%	\$11.43
Meter Readers, Utilities	0.0%	\$10.83



@workforcesolutionsborderplex



@borderplexjobs





# 2023 HOT JOBS RURAL

**BREWSTER  
CULBERSON  
HUDSPETH  
JEFF DAVIS  
AND PRESIDIO**

**Entry-level wages (closest to WSB Living wage)**

**\*10 or more annual openings**

**Local Employer feedback, in-demand, and emerging demand**

**\*In counties where there are less than 10 annual openings per occupation with the above criteria, WSB will list the top 5 occupations with the most openings.**

 [@borderplexjobs](https://twitter.com/borderplexjobs)

    [@workforcesolutionsborderplex](https://www.linkedin.com/company/workforcesolutionsborderplex)

# WSB 2023 TARGET OCCUPATIONS LIST



## COMPUTER INFORMATION SYSTEMS

Occupational Title	Total Annual Openings	Entry Wages 2021	Experienced Hourly Wage
 Computer User Support Specialists	35	\$13.26	\$26.21
 Software Developers	18	\$25.96	\$56.69



## EDUCATION

Occupational Title	Total Annual Openings	Entry Wages 2021	Experienced Hourly Wage
 Career/Technical Education Teachers, Postsecondary	69	\$18.17	\$39.97



## MANUFACTURING

Occupational Title	Total Annual Openings	Entry Wages 2021	Experienced Hourly Wage
Maintenance and Repair Workers and Technicians, General	79	\$12.36	\$21.51
 Electrical Engineers	12	\$35.51	\$61.35
 Mechanical Engineers	9	\$36.94	\$65.13
 Industrial Engineers	24	\$37.77	\$64.06



@workforcesolutionsborderplex











@borderplexjobs

# WSB 2023 TARGET OCCUPATIONS LIST



## MEDICAL AND HEALTH

Occupational Title	Total Annual Openings	Entry Wages 2021	Experienced Hourly Wage
Social and Human Service Assistants	49	\$11.63	\$17.87
Medical Secretaries and Administrative Assistants	13	\$12.54	\$18.01
Surgical Technologists	13	\$14.18	\$24.27
 Medical and Clinical Laboratory Technologists/Technician	33	\$16.90	\$27.79
 Licensed Practical and Licensed Vocational Nurses	3	\$18.52	\$24.64
 Radiologic Technologists and Technicians	18	\$21.71	\$30.23
 Respiratory Therapists	28	\$23.19	\$33.00
 Diagnostic Medical Sonographers	20	\$25.53	\$37.39
 Registered Nurses	201	\$28.14	\$38.06
 Medical and Health Services Managers	29	\$33.12	\$58.88
 Physical Therapists Assistant	26	\$37.62	\$58.33

 **Hottest Occupations are in top wage quartiles & entry wages are at or above the WSB living Wage (\$15.91)**



@workforcesolutionsborderplex



@borderplexjobs

# Remember to tune in to all of our *productions!*

featuring



**WORKFORCE  
SITUATION ROOM**



**OFF THE  
CLOCK**

**WORKFORCE**  
SOLUTIONS BORDERPLEX

**WEDNESDAY**



 @borderplexjobs

    @workforcesolutionsborderplex





# WE PROVIDE THE TOOLBOX TO SKYROCKET YOUR CAREER



SCAN ME



TAKE THE 1ST STEP TO LEVEL UP, REGISTER FREE AT:  
[BORDERPLEXJOBS.COM/EVENTS](http://borderplexjobs.com/events)

**YOUR POTENTIAL IS 🔥🔥🔥 !**  
**WE INVEST IN YOU, SO YOU CAN TOO.**  
**WHAT WILL YOU DO?**

To download the HOT JOBS list or find local eligible training providers, visit our website at:  
[borderplexjobs.com](http://borderplexjobs.com).

To speak with a Workforce Solutions Borderplex Career Navigator contact us at:  
**(915) 759-5627 (JOBS)**

**HEADQUARTERS**  
304 Texas Ave. Suite 1400  
El Paso, TX 79901

**NORTHEAST CENTER**  
8941 Dyer St.  
El Paso, TX 79904

**MILITARY AFFILIATED  
SATELLITE CENTER**  
Building 725, Custer Rd.  
Fort Bliss, TX 79906

**NORTH LOOP CENTER**  
8825 N. Loop, Ste. 122  
El Paso, TX 79907

**ARTCRAFT JOB LINK SITE**  
6351 South Desert  
El Paso, TX 79932

**VIRTUAL EMPLOYMENT  
STATION**  
Kelly Center  
915 N. Florence St.,  
El Paso, TX 79902

**ALPINE CENTER**  
710 E. Holland, Ste. 2  
Alpine, TX 79830

**PRESIDIO CENTER**  
701 E. Market, Ste. 6B  
Presidio, TX 79845

(915) 759-5627 (JOBS)

[BORDERPLEXJOBS.COM](http://borderplexjobs.com) | [NEXTFORCESOLUTIONS.COM](http://nextforcesolutions.com)

A proud partner of the  
 **americanjobcenter**  
network

Equal Opportunity Employer/Program. Auxiliary aids and services are available upon request to individuals with disabilities. Relay Texas: 711 (Voice) or 1-800-735-2989 (TTY). Funded by all or in part of, the Department of Labor/ETA WIOA Formula Grants and Wagner-Peyser; the Department of Health and Human Services TANF and Child Care Development Fund; and the Food and Nutrition Service SNAP Employment & Training. Igualdad de oportunidades de Empleo/Programas. Equipo auxiliar y servicios de apoyo están disponibles para personas con discapacidad al ser requeridos. Relay Texas: 711 (Voz) o 1-800-735-2989 (TTY).

@workforcesolutionsborderplex

@borderplexjobs