

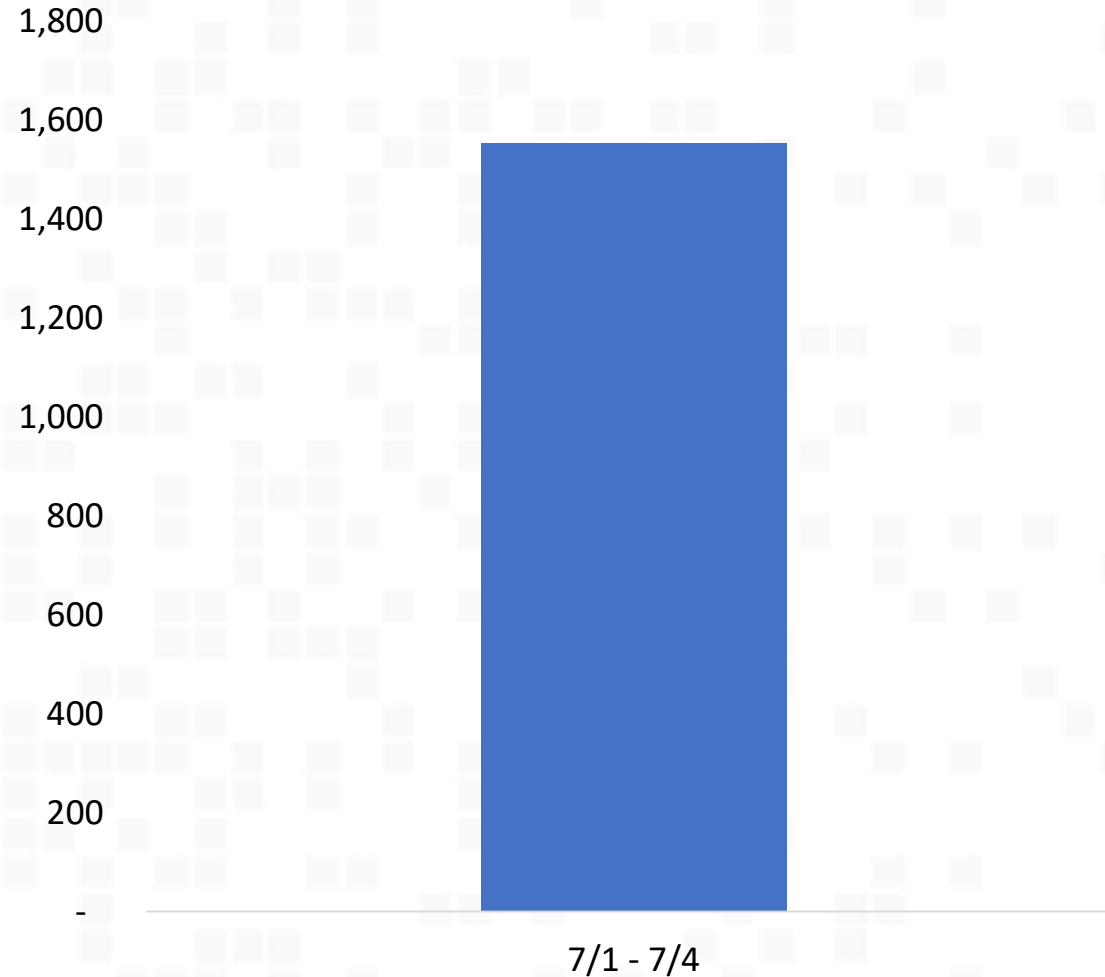
Unemployment Insurance Claimant Data

Published July 7, 2020

This weekly report reflects the Borderplex region, including the following 6 counties: Brewster, Culberson, El Paso, Hudspeth, Jeff Davis, and Presidio

Week of	UI Claimants
7/1 - 7/4	1,554
Grand Total	1,554

UI Claimants by Week - Borderplex Region 7/1 - 7/4



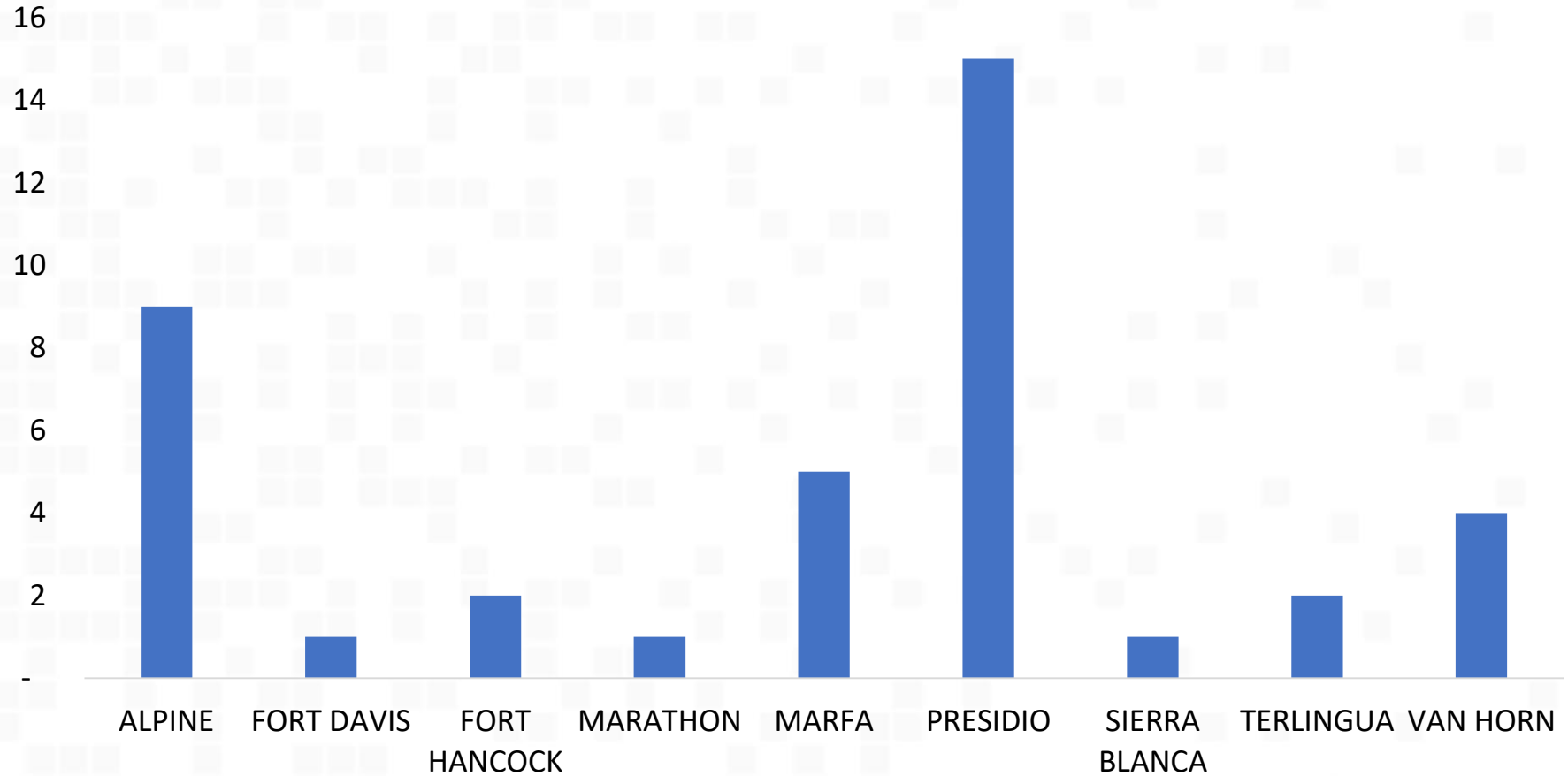
Unemployment Insurance Claimant Data

Published July 7, 2020

Of the 1,554 total Borderplex claimants, 40 are from the rural areas reflected on data provided.

Rural Area	UI Claimants
ALPINE	9
FORT DAVIS	1
FORT HANCOCK	2
MARATHON	1
MARFA	5
PRESIDIO	15
SIERRA BLANCA	1
TERLINGUA	2
VAN HORN	4
Grand Total	40

UI Claimants in Rural Areas 7/1 - 7/4



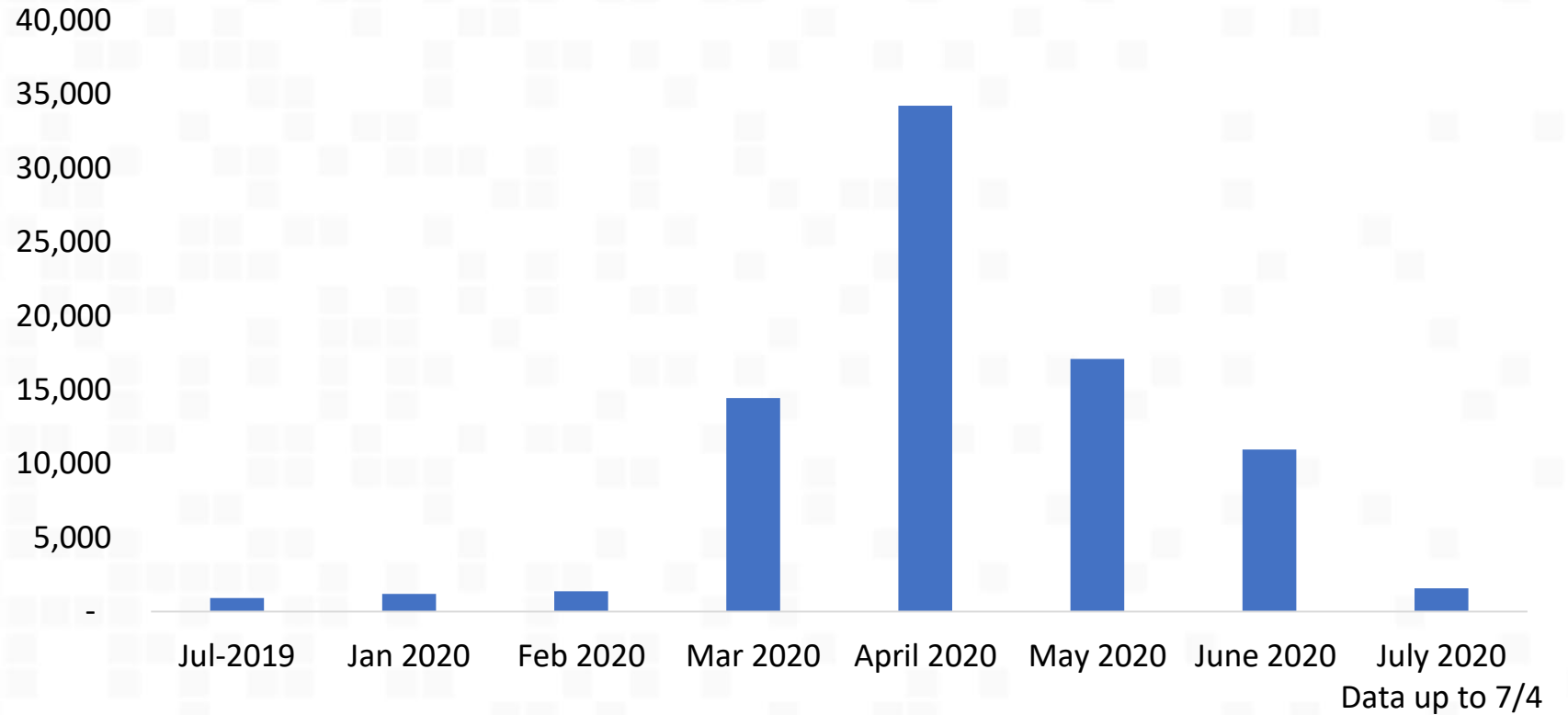
Unemployment Insurance Claimant Data

Published July 7, 2020

This comparison report reflects the entire Borderplex region, including the following 6 counties: Brewster, Culberson, El Paso, Hudspeth, Jeff Davis, and Presidio

File Claim Month	Total Claimants
Jul-2019	905
Jan 2020	1,175
Feb 2020	1,362
Mar 2020	14,432
April 2020	34,225
May 2020	17,086
June 2020	10,957
July 2020	
Data up to 7/4	1,554

UI Claimants by Month



Unemployment Insurance Claimant Data

Published July 7, 2020

Top 10 UI Claimants Zip Codes 7/1 - 7/4

