

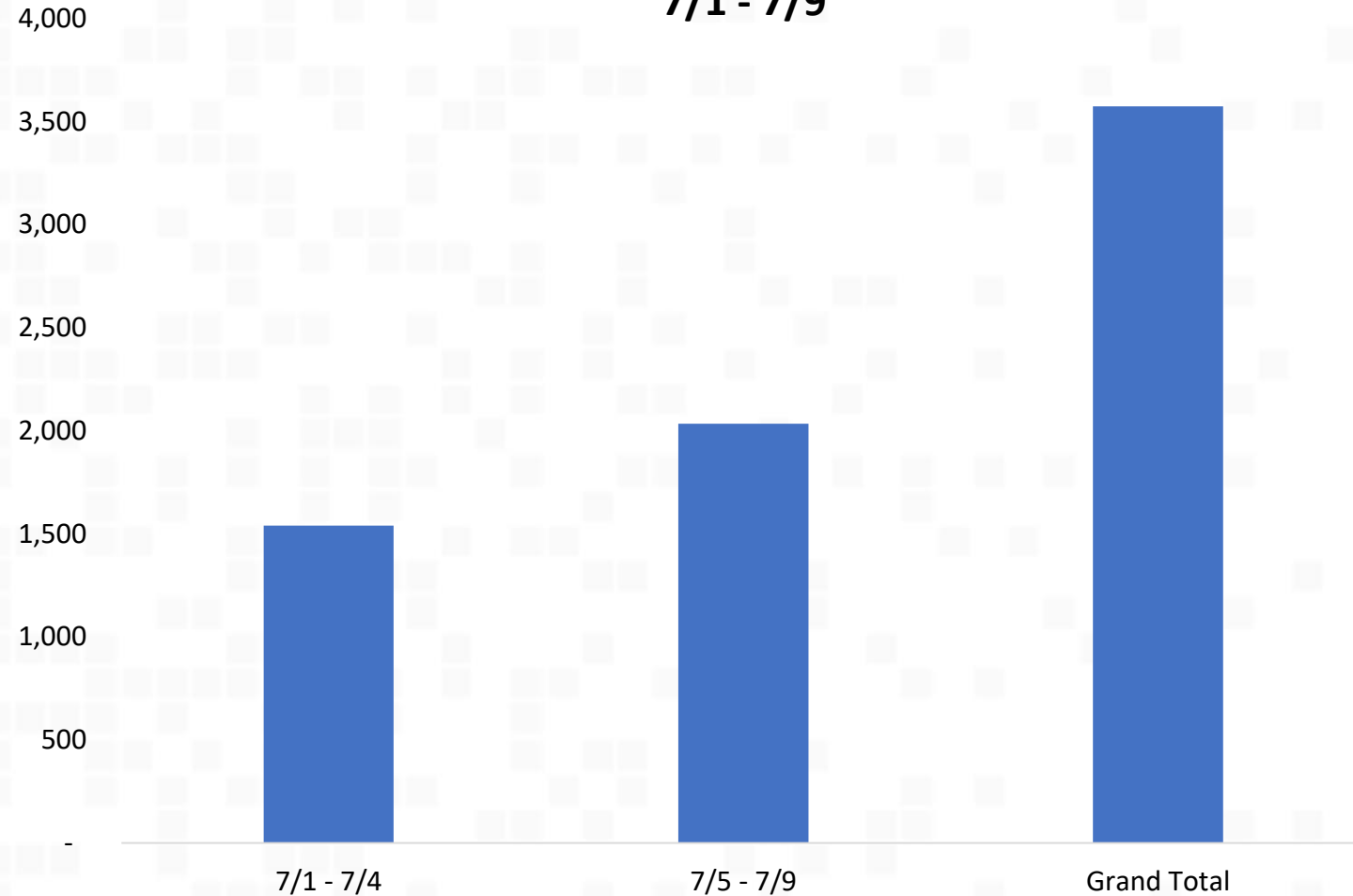
Unemployment Insurance Claimant Data

Published July 13, 2020

This weekly report reflects the Borderplex region, including the following 6 counties: Brewster, Culberson, El Paso, Hudspeth, Jeff Davis, and Presidio

Week of	UI Claimants
7/1 - 7/4	1,539
7/5 - 7/9	2,034
Grand Total	3,573

UI Claimants by Week - Borderplex Region 7/1 - 7/9



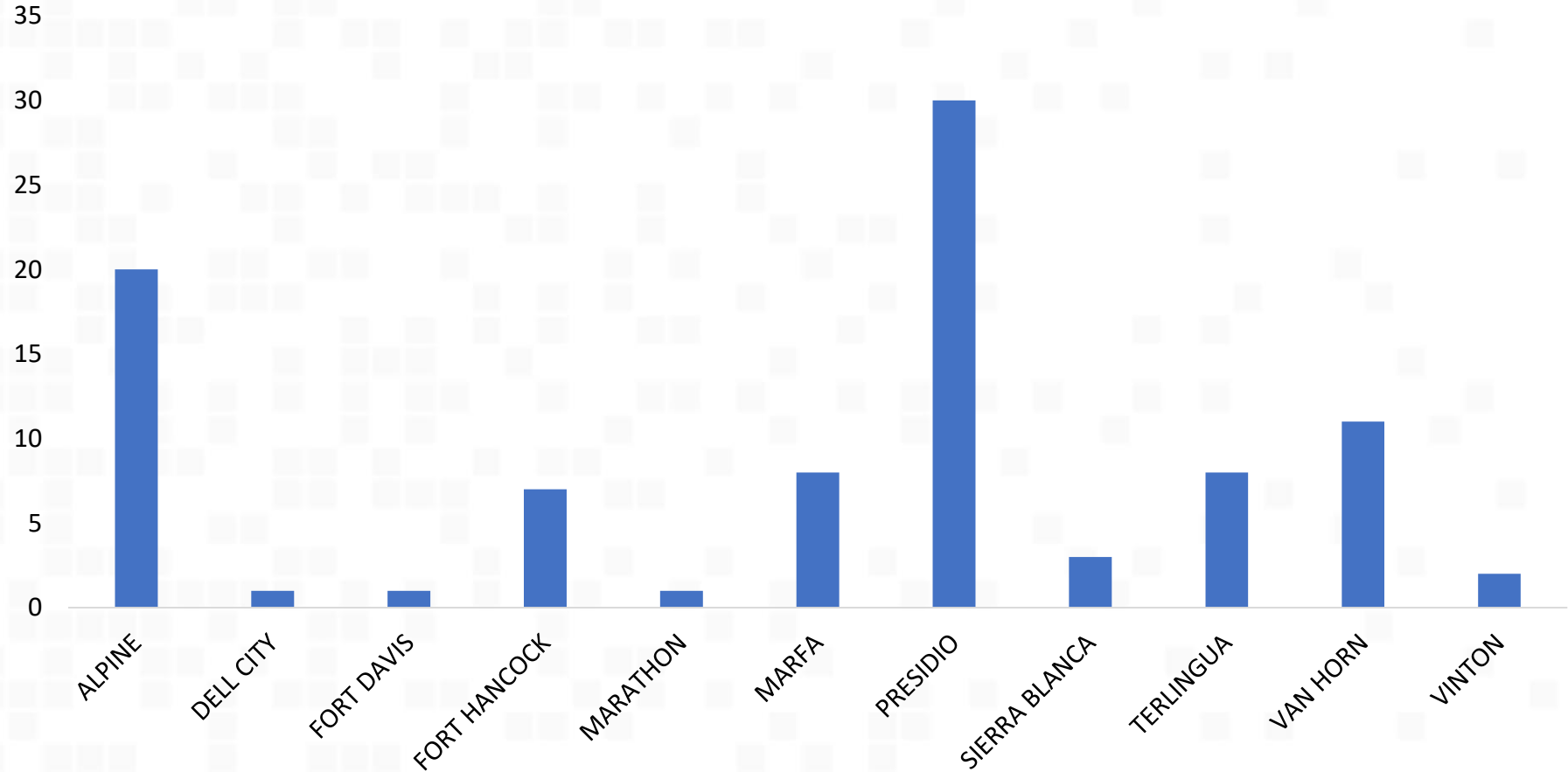
Unemployment Insurance Claimant Data

Published July 13, 2020

Of the 3,573 total Borderplex claimants, 92 are from the rural areas reflected on data provided.

Area	UI Claimants
ALPINE	20
DELL CITY	1
FORT DAVIS	1
FORT HANCOCK	7
MARATHON	1
MARFA	8
PRESIDIO	30
SIERRA BLANCA	3
TERLINGUA	8
VAN HORN	11
VINTON	2
Grand Total	92

UI Claimants in Rural Areas 7/1 - 7/9



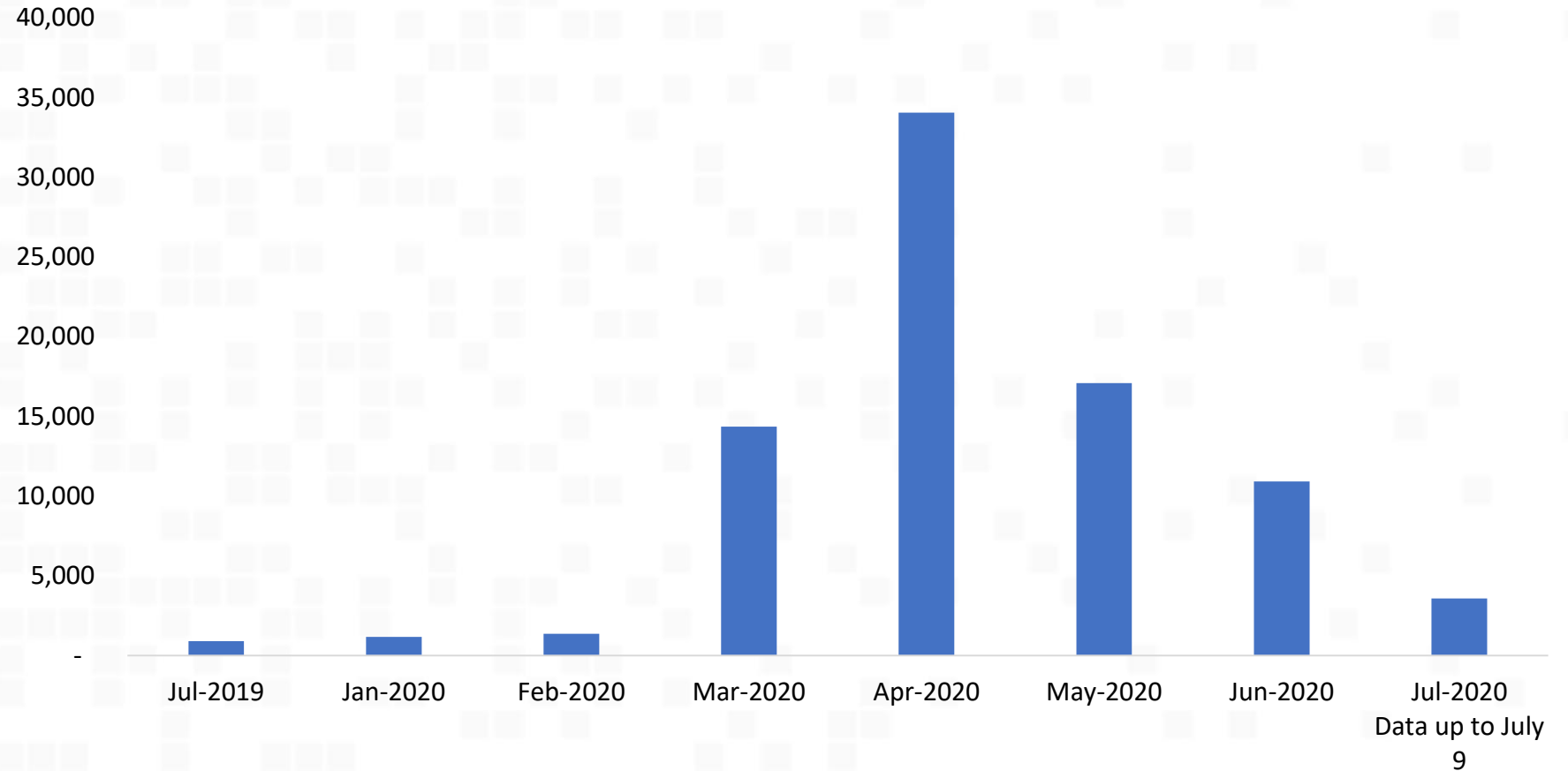
Unemployment Insurance Claimant Data

Published July 13, 2020

This comparison report reflects the entire Borderplex region, including the following 6 counties: Brewster, Culberson, El Paso, Hudspeth, Jeff Davis, and Presidio

File Claim Month	Total Claimants
Jul-2019	905
Jan-2020	1,175
Feb-2020	1,362
Mar-2020	14,354
Apr-2020	34,047
May-2020	17,078
Jun-2020	10,916
Jul-2020	3,573
Data up to July 9	

UI Claimants by Month



Unemployment Insurance Claimant Data

Published July 13, 2020

Top 10 UI Claimants Zip Codes 7/1 - 7/9

