

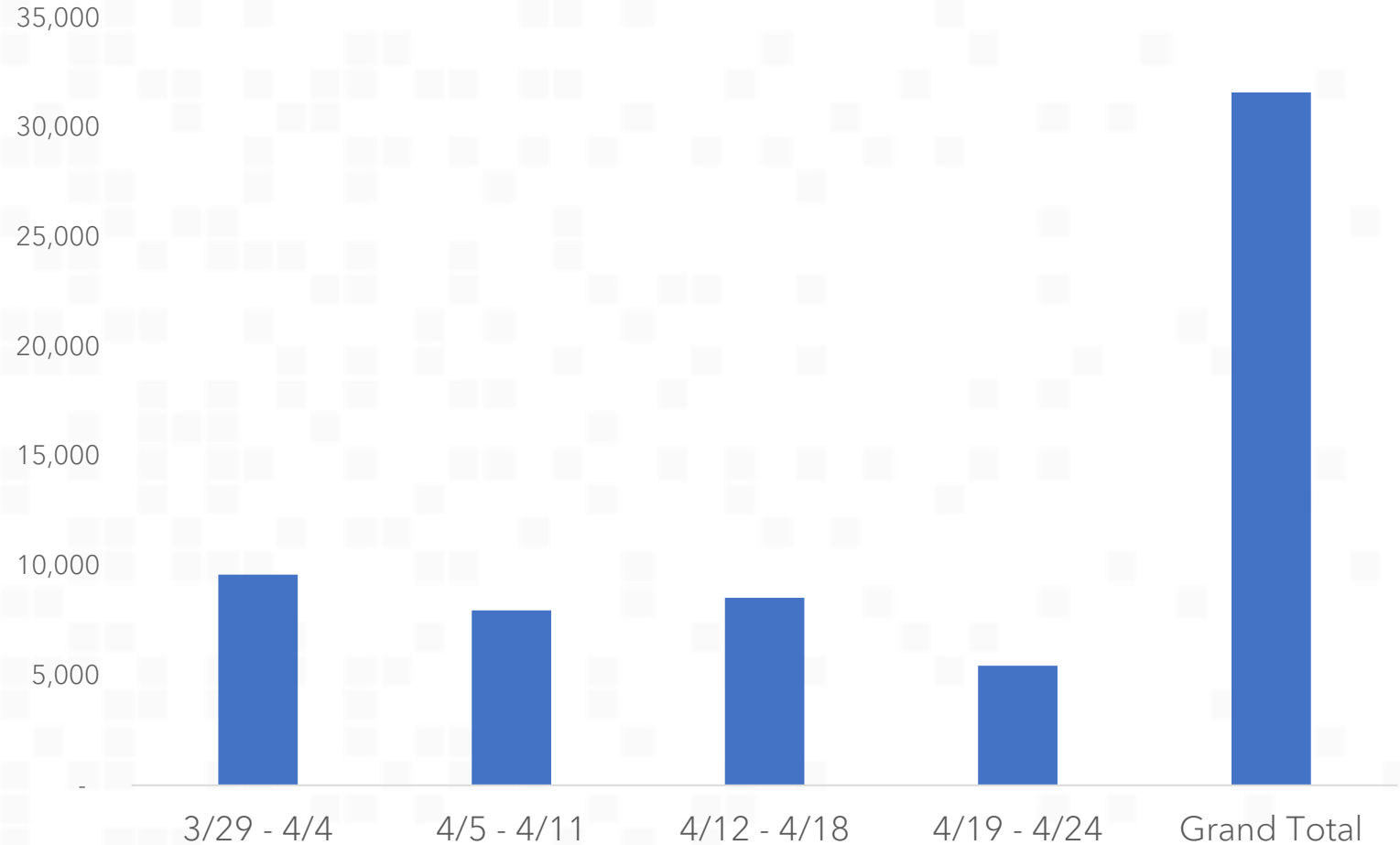
Unemployment Insurance Claimant Data

Published April 27 2020

This weekly report reflects the Borderplex region, including the following 6 counties: Brewster, Culberson, El Paso, Hudspeth, Jeff Davis, and Presidio

Week Of	Total Claimants
3/29 - 4/4	9,606
4/5 - 4/11	7,985
4/12 - 4/18	8,560
4/19 - 4/24	5,458
Grand Total	31,609

UI Claimants by Week - Borderplex Region
 3/29 - 4/24



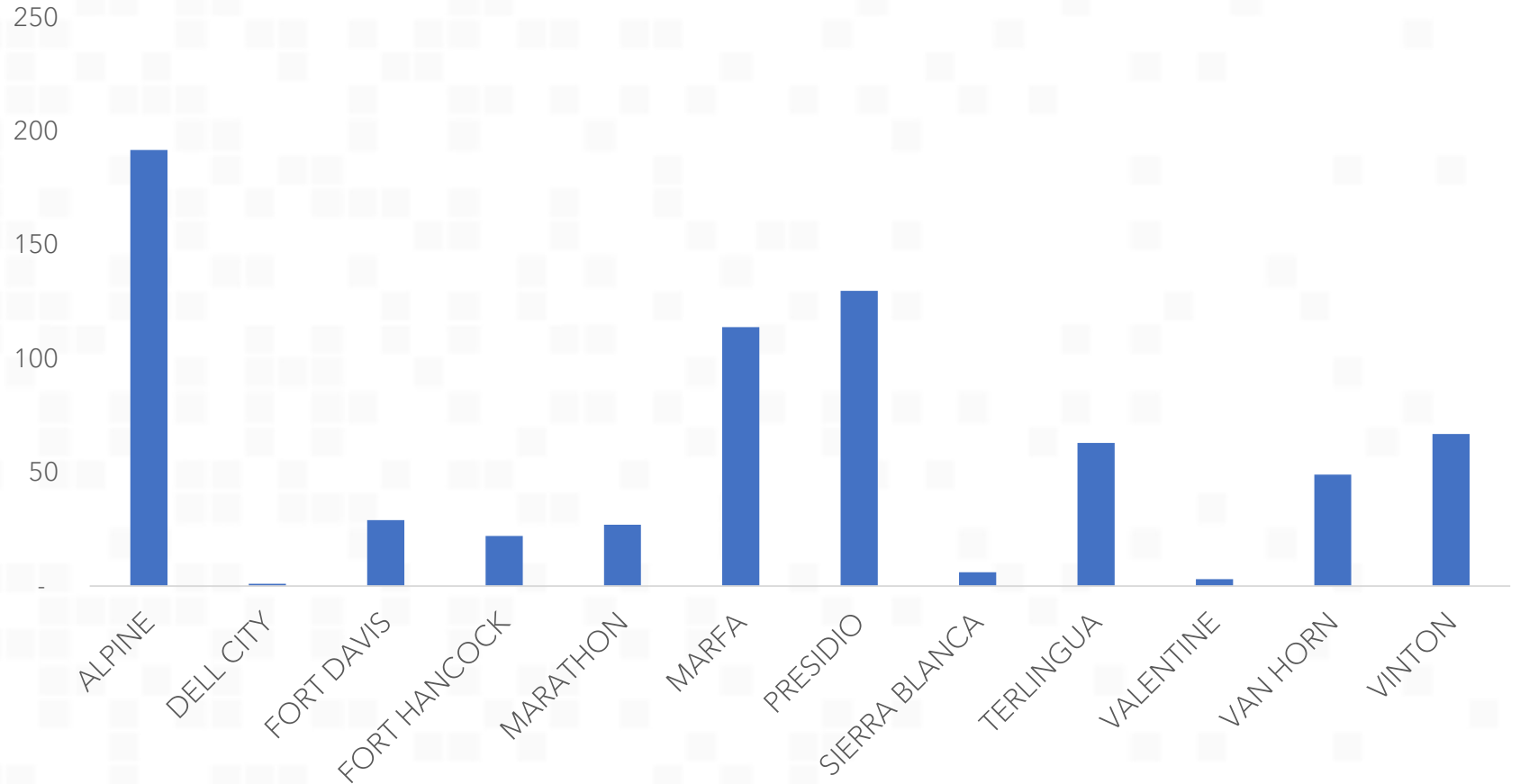
Unemployment Insurance Claimant Data

Published April 27, 2020

Of the 31,609 total Borderplex claimants, 703 are from the rural areas reflected on data provided.

Rural Area	UI Claimants
ALPINE	192
DELL CITY	1
FORT DAVIS	29
FORT HANCOCK	22
MARATHON	27
MARFA	114
PRESIDIO	130
SIERRA BLANCA	6
TERLINGUA	63
VALENTINE	3
VAN HORN	49
VINTON	67
Grand Total	703

UI Claimants in Rural Areas
 3/29 - 4/24



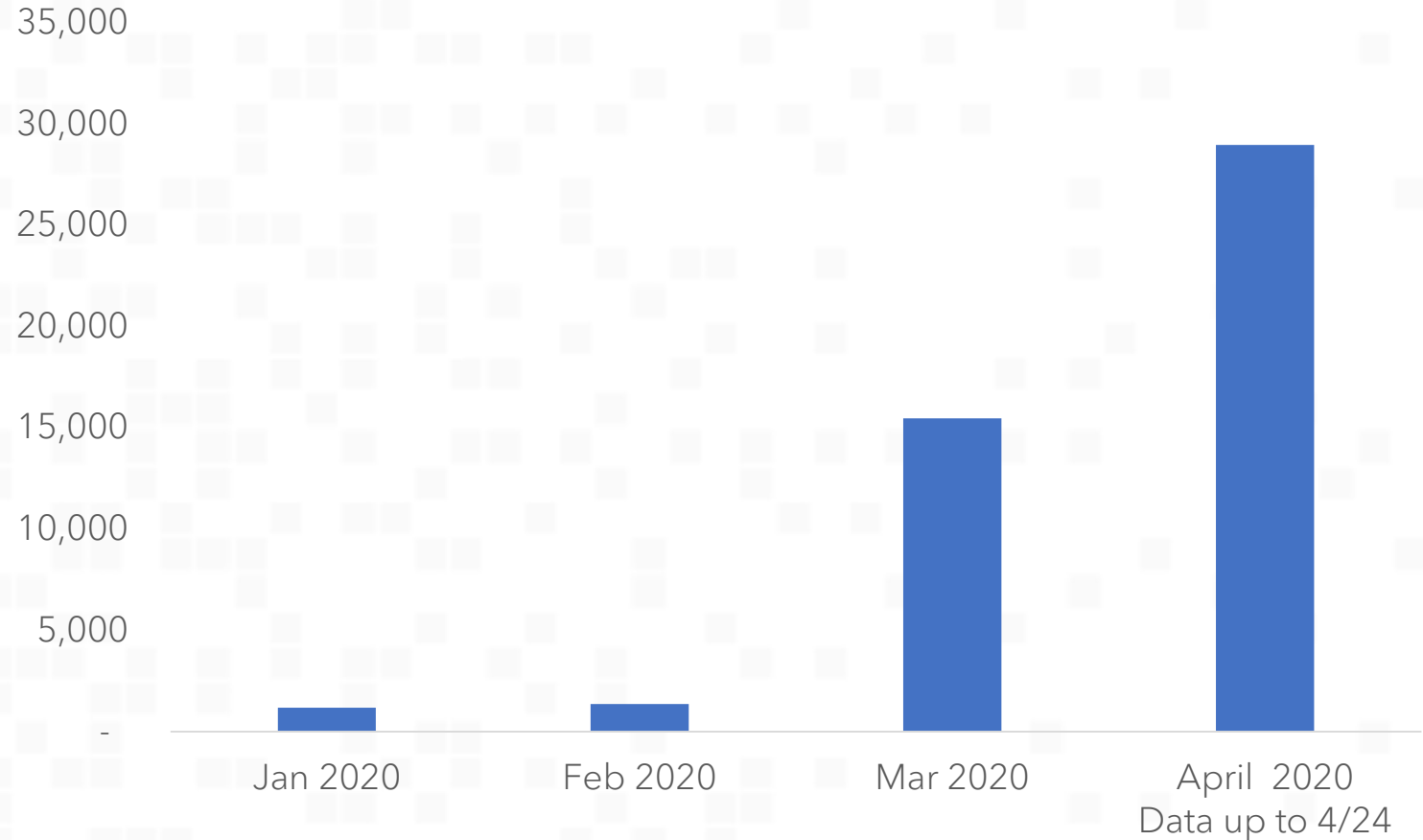
Unemployment Insurance Claimant Data

Published April 27, 2020

This comparison report reflects the entire Borderplex region, including the following 6 counties: Brewster, Culberson, El Paso, Hudspeth, Jeff Davis, and Presidio

Month	Total Claimants
Jan 2020	1,175
Feb 2020	1,362
Mar 2020	15,472
April 2020 Data up to 4/24	28,964

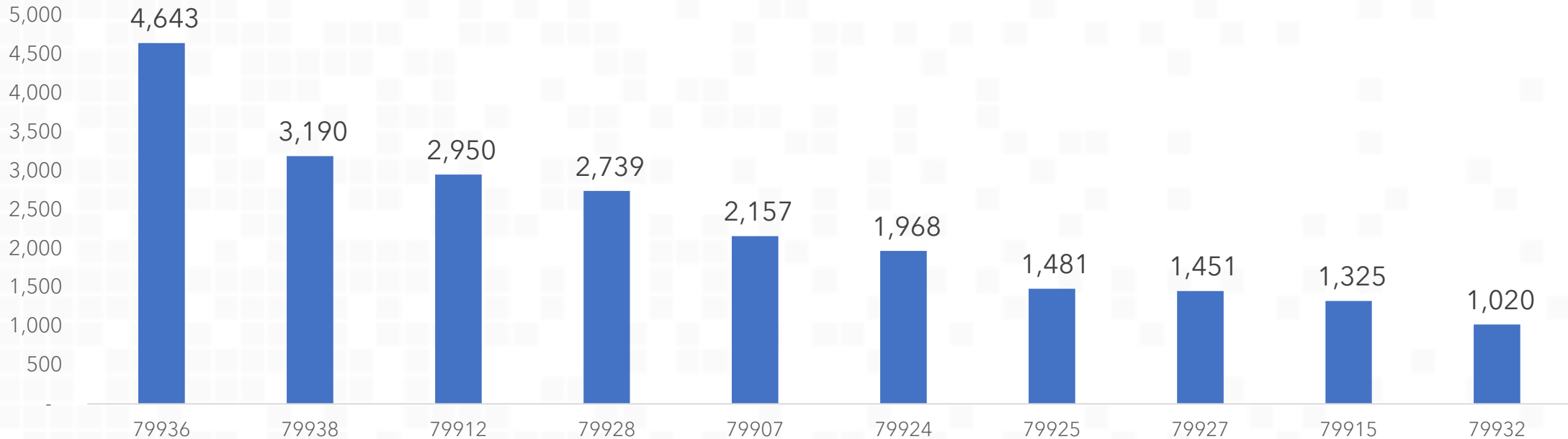
UI Claimants by Month



Unemployment Insurance Claimant Data

Published April 27, 2020

Top 10 UI Claimants Zip Codes 3/29 to 4/24



Data Compiled by Karina Castillo, Research Analyst at Workforce Solutions Borderplex

Data Sourced from Texas Workforce Commission

Weekly reports may slightly fluctuate due to variables in processing during this unprecedented time of claim volume.

Equal Opportunity Employer/Program. Auxiliary aids and services are available upon request to individuals with disabilities. Relay Texas: 711 (Voice) or 1-800-735-2989 (TTY)